

# SEI Select International Equity ETF

Fact Sheet / December 31, 2024



## Investment Strategy

The SEI Select International Equity ETF seeks to provide long-term capital appreciation by investing primarily in global equity securities in developed global markets outside of the United States. The ETF invests primarily in equity securities through an optimized combination of model portfolios from fundamental sub-advisers with SEI's active quantitative models.

### Investment Philosophy and Process

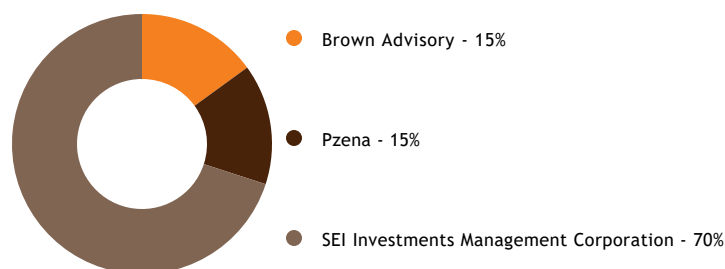
The SEI Select ETFs, each leveraging our expertise in quantitative investing and manager selection. Based on rigorous research the ETFs are designed to integrate time-tested factor models (value, momentum, and quality) along with stock-specific insights from top-tier managers. This approach is expected to improve consistency of excess return capture, lower transaction and management costs, and improve risk management - all delivered with the convenience and tax-efficiency of the ETF structure. These ETFs mark an evolution in the implementation of our long-standing approach to active equity management, which emphasizes the time-tested alpha sources of value, quality, and momentum.

## Fund Details

Total Net Assets	\$502.41 Million
Ticker	SEIE
CUSIP	81589A700
Inception Date	October 08, 2024
Expenses Before Waivers	0.50%
Expenses After Waivers*	0.50%
Benchmark	MSCI EAFE (NR) (USD)

\* Fee waivers are voluntary and may be discontinued at any time.

## Manager Allocations



## Manager Details

	Start Date	Key Attributes
<span style="color: orange;">●</span> Brown Advisory	Oct 10, 2024	Fundamental high quality approach
<span style="color: brown;">●</span> Pzena	Oct 10, 2024	Fundamental deep-value approach
<span style="color: grey;">●</span> SEI Investments Management Corporation	Oct 10, 2024	Quantitative global stocks

## Performance Review

	Cumulative (%) as of Dec 31, 2024			Annualized (%) as of Dec 31, 2024				
	1 Month	3 Month	YTD	1 Year	3 Year	5 Year	10 Year	Since Inception <sup>1</sup>
SEI Select International Equity	-1.60							-4.04

## Calendar Year Returns (%)

	2024	2023	2022	2021	2020	2019	2018	2017
SEI Select International Equity								

SEI Select International Equity

<sup>1</sup> Performance for periods less than one year is cumulative.

Performance data quoted is historical and past performance does not guarantee future results. Current performance may be higher or lower. Performance current to the most recent month end can be obtained by calling 1-800-DIAL-SEI. The principal value and investment return of an investment will fluctuate so that the shares, when redeemed, may be worth more less than their original value.

## Portfolio Characteristics

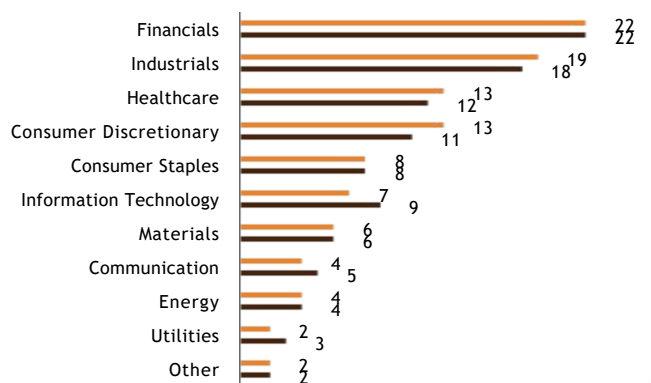
	Fund	Index
Weighted Capitalization (mil)	\$52,037	\$86,592
Number of Holdings	314	722
Price-to-Book Ratio	1.50	1.90
Median Forward Price to Earnings Ratio	13.70	15.80
Beta	1.01	N/A
Tracking Error (3 Year) (%)	N/A	N/A
Standard Deviation (3 Year) (%)	N/A	N/A

## Top 10 Holdings (excluding cash)

	% of Net Assets
ROCHE HOLDING AG	2.09
BARCLAYS PLC	1.43
NOVARTIS AG	1.27
UBS GROUP AG	1.21
SAP SE	1.19
SANOFI SA	1.00
TESCO PLC	0.97
STANDARD CHARTERED PLC	0.97
NATWEST GROUP PLC	0.97
ING GROEP NV	0.87

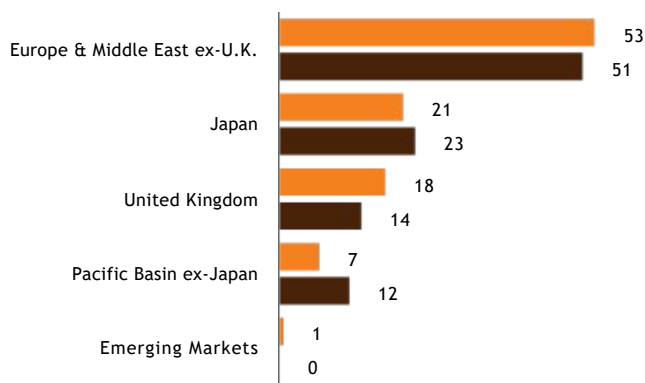
Holdings are subject to change.

## Top 10 Sectors - (ex-cash) (% of portfolio)



● SEI Select International Equity  
● MSCI EAFE (NR) (USD)

## Regions - (ex-cash) (% of portfolio)



● SEI Select International Equity  
● MSCI EAFE (NR) (USD)

## Risk Information

This information should not be relied upon by the reader as research or investment advice and is intended for educational purposes only. There are risks involved with investing including loss of principal. There is no assurance that the objectives of the Fund will be achieved or will be successful. No investment strategy, including diversification, can protect against market risk or loss. As with any investment, you could lose all or part of your investment in the Fund, and the Fund's performance could trail that of other investments. The Fund is subject to certain risks, including the principal risks, any of which may adversely affect the Fund's net asset value per share ("NAV"), trading price, yield, total return and ability to meet its investment objective. Please consider all risks carefully before investing.

## Glossary and Important Information

**Beta:** Quantitative measure of the Fund's volatility relative to the benchmark used. A beta above 1 indicates the fund is more volatile than the overall market, while a beta below 1 indicates the fund is less volatile.

**Median Forward Price to Earnings Ratio:** Forecasted value (using median range of values - the middle set of values in a distribution range) of the market capitalization divided by the after-tax earnings for the prior 12-month period. The higher the P/E ratio, the more the market is willing to pay for each dollar of annual earnings. (Source: Russell). This statistic is not a forecast of the fund's future performance.

**Price to Book Ratio:** The most recent price of a security divided by the company's annual fiscal year basis book value per share. Preliminary book value per share figures are used when available otherwise the book value per share is from the most recent fully reported financials. When the denominator is negative, the output is suppressed.

**Standard Deviation (Absolute):** Used to describe historical volatility, a statistical measure of the distance a quantity is likely to lie from its average value. It is applied to the annual rate of return of an investment, to measure the investment's volatility (risk). Standard Deviation is synonymous with volatility, in that the greater the standard deviation the more volatile an investment's return will be. A standard deviation of zero would mean an investment has a return rate that never varies.

**Tracking error:** The measure of the risk of the portfolio relative to the benchmark.

**Weighted Capitalization:** The market price of an entire company, calculated by multiplying the number of shares outstanding by the price per share.

**To determine if the Fund is an appropriate investment for you, carefully consider the investment objectives, risk factors and charges, and expenses before investing. This and other information can be found in the Fund's full or summary prospectus, which can be obtained by calling 1-800-DIAL-SEI. Read the prospectus carefully before investing.**

SEI Investments Management Corporation (SIMC) is the adviser to the SEI Funds, which are distributed by SEI Investments Distribution Co. (SIDCo.) SIMC and SIDCo are wholly owned subsidiaries of SEI Investments Company. For those SEI Funds which employ the 'manager of managers' structure, SEI Investments Management Corporation has ultimate responsibility for the investment performance of the Fund due to its responsibility to oversee the sub-advisers and recommend their hiring, termination, and replacement.

The MSCI EAFE Index is an unmanaged, market-capitalization-weighted equity index that represents the developed world outside North America.

• Not FDIC Insured • No Bank Guarantee • May Lose Value • © 2025 SEI®